


ReAction Elite



ProXL Elite

### ReAction & ProXL Elite sizes:

#### ELITE 11.5

3.5mm Top + Mid Layer  
8mm Base Layer

#### ELITE 13.5


3.5mm Top + Mid Layer  
10mm Base Layer

#### ELITE 18

6mm Top + Mid Layer  
12mm Base Layer

#### ELITE 24

6mm Top + Mid Layer  
18mm Base Layer



Stamina Elite

### Stamina Elite sizes:

#### ELITE 20

8mm Top Layer  
12mm Base Layer

#### ELITE 26

8mm Top Layer  
18mm Base Layer

\*Custom thicknesses are available upon request. Minimum quantity may apply.

Scan to visit our website for more information:



T 604.859.2002

F 604.859.2009

TOLL FREE 1.800.663.8724

[northwestrubber.com/sportfloor/elite/](http://northwestrubber.com/sportfloor/elite/)




SPORTFLOOR®

— THE ELITE SYSTEM —




## Color Options:

### ReAction Elite



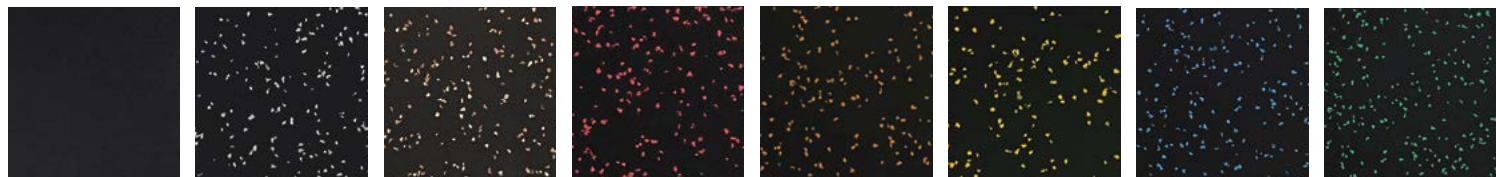
BEACH 667    STEEL 645    RHINO 612    PUTTY 675    COBALT 640    CHARCOAL 630    BRICK 620    SHAMROCK 655

### ProXL Elite



SMOKE 515    MAPLE 568    FOSSIL 512    ELM 575    CHOCOLATE 560    GRAPHITE 530    INDIGO 541    FIRE 585

### Stamina Elite



BLACK 100    GREY 120    EARTH 190    RED 110    ORANGE 160    YELLOW 170    BLUE 130    GREEN 150

### Key Features & Benefits:

Custom colors are available upon request with a guaranteed Pantone® color match (+/- 1 Pantone).

Minimum order 500 sq.ft.



DURABLE



GRIP AND TRACTION



ANTI-MICROBIAL



SHOCK ABSORPTION



NON ABSORBENT

## The SportFloor® Elite System

SportFloor® Elite is a high-performance flooring system engineered to support intense weightlifting and training activities within high-traffic environments.

Our SportFloor® ReAction/ProXL Elite System is made up of three layers of rubber that provide resistance against cuts and dents, dissipate shock and stress, and provide energy in return. The ReAction/ProXL top layer also provides an aesthetic playing surface which can be customized to include logos with a guaranteed Pantone color match (±1 pantone).

Our SportFloor® Stamina Elite System is a durable, recycled rubber, dual layer system that provides excellent shock absorption, reduces impact sounds and effortlessly endures the high impact of heavy weights and fitness equipment.

The Elite System is your ideal solution for weightlifting platforms and strength and conditioning areas.

## THE ELITE STANDARD

### TOP WEAR LAYER

An attractive and functional top wear layer that provides traction and safety for training activity.

### MID CUSHION LAYER

A mid cushion layer is designed to provide stability and structural integrity under impact stress.

### BASE PAD

A bottom shock reducing layer which absorbs energy and softens sound transmissions.

